



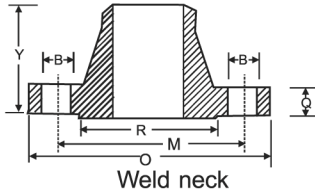
METALLUM OVERSEAS

E: info@metallumoverseas.com

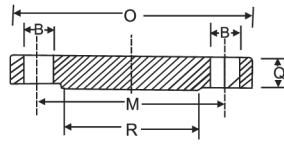
T: +91-22-66158050/51

M: +91-9833782011

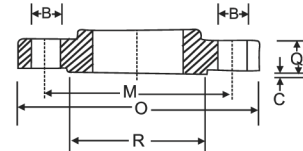
## FORGED FLANGES DIMENSIONS



Weld neck



Blind



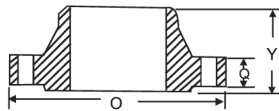
Slip-on

150 lbs

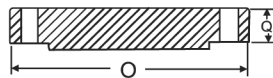
300 lbs

Normal pipe size (in mm)	Outside dia of flange	Minimum thickness of flange	Overall Length			bolt circle	No. and size of holes			O D of Raised face	
			Welding neck	slip-on & socket welding			Lap joint	No.	B		R
				Y	Y						
15	89	11.2	47.6	15.9	15.9	60.5	4	15	35		
20	98	12.7	52.4	15.9	15.9	70.0	4	15	43		
25	108	14.3	55.6	17.5	17.5	79.5	4	15	51		
32	117	15.9	57.2	20.6	20.6	89.0	4	15	64		
40	127	17.5	61.9	22.2	22.2	98.5	4	15	73		
50	152	19.1	63.5	25.4	25.4	120.5	4	19	92		
65	178	22.3	69.8	28.6	28.6	139.5	4	19	105		
80	190	23.9	69.8	30.2	30.2	152.5	4	19	127		
90	216	23.9	71.4	31.8	31.8	178.0	8	19	140		
100	229	23.9	76.2	33.3	33.3	190.5	8	19	157		
125	254	23.9	88.9	36.5	36.5	216.0	8	22	186		
150	279	25.4	88.9	39.7	39.7	241.5	8	22	216		
200	343	28.6	101.6	44.4	44.4	298.5	8	22	270		
250	406	30.2	101.6	49.2	49.2	362.0	12	25	324		
300	483	31.8	114.3	55.6	55.6	432.0	12	25	381		
350	533	35.0	127.0	57.2	79.4	476.0	12	29	413		
400	597	36.6	127.0	63.5	87.3	539.5	16	29	470		
450	635	39.7	139.7	68.3	96.8	578.0	16	32	533		
500	698	42.9	144.5	73.0	103.2	635.0	20	32	584		
600	813	47.7	152.4	82.6	111.1	749.5	20	35	692		

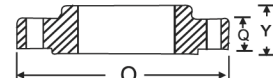
Normal pipe size (in mm)	Outside dia of flange	Minimum thickness of flange	Overall Length			bolt circle	No. and size of holes			O D of Raised face	
			Welding neck	slip-on & socket welding			Lap joint	No.	B		R
				Y	Y						
15	95	14.3	52.4	22.2	22.2	66.5	4	15	35		
20	117	15.9	57.2	25.4	25.4	82.5	4	19	43		
25	124	17.5	61.9	27.0	27.0	89.5	4	19	51		
32	133	19.1	65.1	27.0	27.0	98.5	4	19	64		
40	156	20.7	68.3	30.2	30.2	114.5	4	22	73		
50	165	22.3	69.8	33.3	33.3	127.0	8	19	92		
65	190	25.4	76.2	38.1	38.1	149.0	8	22	105		
80	210	28.6	79.4	42.9	42.9	168.0	8	22	127		
90	229	30.2	81.0	44.5	44.5	184.0	8	22	140		
100	254	31.8	85.7	47.6	47.6	200.0	8	22	157		
125	279	35.0	98.4	50.8	50.8	235.0	8	22	186		
150	313	36.6	98.4	52.4	52.4	270.0	12	22	216		
200	381	41.3	111.1	61.9	61.9	330.0	12	25	270		
250	444	47.7	117.5	66.7	95.3	387.5	16	29	324		
300	521	50.8	130.2	73.0	101.6	451.0	16	32	381		
350	584	54.0	142.9	76.2	111.1	514.5	20	32	413		
400	648	57.2	146.0	82.6	120.7	571.5	20	35	470		
450	711	60.4	158.8	88.9	130.2	628.5	24	35	584		
500	775	63.5	161.9	95.2	139.7	686.0	24	35	692		
600	914	69.9	168.3	106.4	152.4	813.0	24	41	692		



Weld neck



Blind



Slip-on

600 lbs

900 lbs

Normal pipe size (in mm)	Outside dia of flange	Minimum thickness of flange	Overall Length			bolt circle	No. and size of holes			O D of Raised face	
			Welding neck	slip-on & socket welding			Lap joint	No.	B		R
				Y	Y						
15	95	14.3	52.4	22.2	22.2	66.5	4	15	35		
20	117	15.9	57.2	25.4	25.4	82.5	4	19	43		
25	124	17.5	61.9	27.0	27.0	89.5	4	19	51		
32	133	20.7	66.7	28.6	28.5	98.5	4	19	64		
40	156	22.3	69.8	31.8	31.8	114.5	4	22	73		
50	165	25.4	73.0	36.5	36.5	127.0	8	19	92		
65	190	28.6	79.4	41.3	41.3	149.0	8	22	105		
80	210	31.8	82.6	46.0	46.0	168.0	8	22	127		
90	229	35.0	85.7	49.2	49.2	184	8	25	140		
100	273	38.1	101.6	54.0	54.0	216.0	8	25	157		
125	330	44.5	114.3	60.3	60.3	266.5	8	29	186		
150	356	47.7	117.5	66.7	66.7	292.0	12	29	216		
200	419	55.6	133.4	76.2	76.2	349.0	12	32	270		
250	508	63.5	152.4	85.7	115.1	432.0	16	35	324		
300	559	66.7	155.6	92.1	111.1	489.0	20	35	381		
350	603	69.9	165.1	93.7	117.5	527.0	20	38	413		
400	686	76.2	177.8	106.4	127.0	603.0	20	41	470		
450	743	82.6	184.2	117.6	139.7	654.0	20	45	533		
500	813	88.9	190.5	127.0	165.1	724.0	24	45	584		
600	940	101.6	203.2	139.7	184.2	838.0	24	51	692		

Normal pipe size (in mm)	Outside dia of flange	Minimum thickness of flange	Overall Length			bolt circle	No. and size of holes			O D of Raised face	
			Welding neck	slip-on & socket welding			Lap joint	No.	B		R
				Y	Y						
15	121	22.3	60.3	31.8	31.8	82.5	4	22	35		
20	130	25.4	69.8	34.9	34.9	89.0	4	22	43		
25	149	28.6	73.0	41.3	41.3	101.5	4	25	51		
32	159	28.6	73.0	41.3	41.3	111.0	4	25	64		
40	178	31.8	82.6	44.4	44.4	124.0	4	29	73		
50	216	38.1	101.6	57.2	57.2	165.0	8	25	92		
65	244	41.3	104.8	63.5	63.5	190.5	8	29	105		
80	241	38.1	101.6	54.0	54.0	190.5	8	25	127		
100	292	44.5	114.3	69.8	69.8	235.0	8	32	157		
125	349	50.8	127.0	79.4	79.4	279.5	8	35	186		
150	381	55.6	139.7	85.7	85.7	317.5	12	32	216		
200	470	68.5	161.5	101.8	114.3	393.5	12	38	270		
250	546	69.9	184.2	108.0	127.0	470.0	16	38	324		
300	610	79.4	200.0	117.5	142.9	533.5	20	38	381		
350	641	85.8	212.7	130.2	155.6	559.0	20	41	413		
400	705	88.9	215.8	133.4	165.1	616.0	20	45	470		
450	787	101.6	228.6	152.4	190.5	686.0	20	51	533		
500	857	108.0	247.6	158.8	209.6	749.5	20	54	584		
600	1041	139.7	292.1	203.2	266.7	901.5	20	67	692		